



National Marine Manufacturers Association

nmma.org

ECONOMIC SIGNIFICANCE OF RECREATIONAL BOATING IN ILLINOIS

CONGRESSIONAL DISTRICT 15

Number of Recreational Boats*	37,112
Recreational Boating Industry Businesses	42
Total Jobs	2,798
Annual Recreational Boating-Related Spending	\$151.7 MILLION



TOTAL ANNUAL ECONOMIC IMPACT OF RECREATIONAL BOATING:

\$356.7 MILLION

RECREATIONAL BOATS IN IL-15

TOTAL BOATS* **37,112**

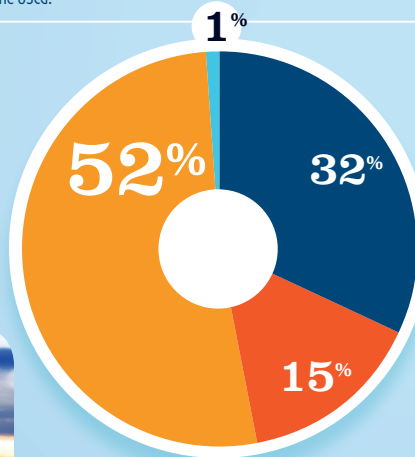
REGISTERED BOATS	37,112
Power boats	33,554
PWCs	2,306
Sailboats	368
Other Boats	884
HOUSEHOLDS PER BOAT	7.4



* Total boats are registered boats as reported by states to the USCG.

RECREATIONAL BOATING CREATES JOBS IN IL-15

TOTAL BOATING JOBS	320
Boat Building	2
Motor / Engine Mfgr.	1
Accessory / Supplies Mfgr.	167
Dealers / Wholesalers	47
Boat Services	103

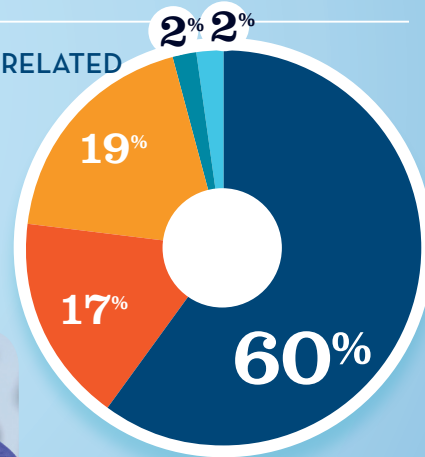


BOAT BUILDING 1%
MOTOR/ENG. MFGR. 1%
ACC./SUPPLIES MFGR. 52%
DLRS/WHOLESALERS 15%
BOAT SERVICES 32%



RECREATIONAL BOATING-RELATED BUSINESSES IN IL-15

TOTAL BUSINESSES	42
Boat Building	1
Motor / Engine Mfgr.	1
Accessory / Supplies Mfgr.	8
Dealers / Wholesalers	7
Boat Services	25

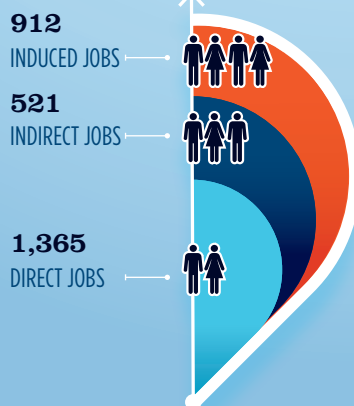


BOAT BUILDING 2%
MOTOR/ENG. MFGR. 2%
ACC./SUPPLIES MFGR. 19%
DLRS/WHOLESALERS 17%
BOAT SERVICES 60%



ESTIMATED JOBS IMPACT OF RECREATIONAL BOATING-RELATED SPENDING IN IL-15

EST. TOTAL JOBS	2,798
EST. TOTAL LABOR INCOME	\$115.9 MILLIONS
Est. Direct Income	\$46.8
Est. Indirect Income	\$29.2
Est. Induced Income	\$39.9



RECREATIONAL BOATING INDUSTRY SALES IN IL-15

Boat Building	\$0.5 MILLION
Motor / Engine Mfgr.	\$0.6 MILLION
Accessory / Supplies Mfgr.	\$56.3 MILLION
TOTAL MFG. SALES	\$57.4
Dealers / Wholesalers	\$22.1 MILLION
Boat Services	\$22.2 MILLION
TOTAL RETAIL & SERVICES SALES	\$44.3

BOAT BUILDING
MOTOR/ENG. MFGR.
ACC./SUPPLIES MFGR.
DLRS/WHOLESALERS
BOAT SERVICES

Source: NMMMA's Center of Knowledge; Recreational Marine Research Center at Michigan State University